

SS114 series flush diaphragm pressure transducers

- Typically G1/2" connection
- Integrated with cooling fins
- High accuracy and reliability
- Stainless steel 316L wetted parts
- Working temperature up to 125°C
- 1.0mA, 1.5mA constant current supply
- 5VDC, 10VDC constant voltage supply
- 0-70°C temperature compensation range
- Isolated construction, able to test various media
- Absolute, vented gauge and sealed gauge pressure



Descriptions

SS114 series flush pressure transducers with cooling fins integrated are designed for the high temperature applications, typical working temperature can up to 125°C, and the maximum temp can to 300°C.

SS114 series are designed by piezoresistive sensor technology, the silicon chip is protected by 316L stainless steel housing and silicone oil filled in the isolated housing, meet "clean in place" (CIP) and "sterilize in place" (SIP) maintenance procedures demand. Typically for using in food, process and industrial applications where the media is either viscous, or is otherwise liable to block the port of a conventional pressure transducer with a recessed diaphragm or pressure port.

Pressure ranges (typical)

Vented gauge(defining atmospheric pressure as zero) (Unit: Bar)

Range	2.5	4.0	6.0	10	16	25
-------	-----	-----	-----	----	----	----

Absolute(defining absolute vacuum as zero) (Unit: Bar)

Range	2.5	4.0	6.0	10	16	25
	40	60	100	160	250	400

Sealed gauge(defining standard atmospheric pressure as zero) (Unit: Bar)

Range	10	16	25	40	60
	100	160	250	400	

SS114 series flush diaphragm pressure transducers

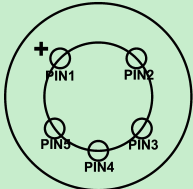
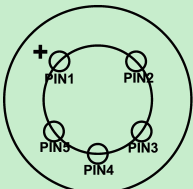
Technical data

Power supply	1.5mADC (typical)	5VDC, 10VDC is on request
Zero output	±2mV	
Span output	100±20mV (typical)	
Accuracy	0.25%F.S. (typical)	
Overload	2.0*F.S. (<250Bar)	
	1.5*F.S. (≥250Bar)	
Temperature compensation	0~70°C	
Operating temperature	-20~125°C	
Storage temperature	-40~125°C	
Zero thermal error	≤0.02 %F.S./°C	
Sensitivity thermal error	≤0.02 %F.S./°C	
Bridge resistance	2.3KΩ~4KΩ	
Insulation	100MΩ/250VDC	
Vibration	20g/(20~5000Hz)	
Endurance	>100 x 10 ⁶ F.S. cycles	
Stability	≤0.2% F.S./Year	

Constructions

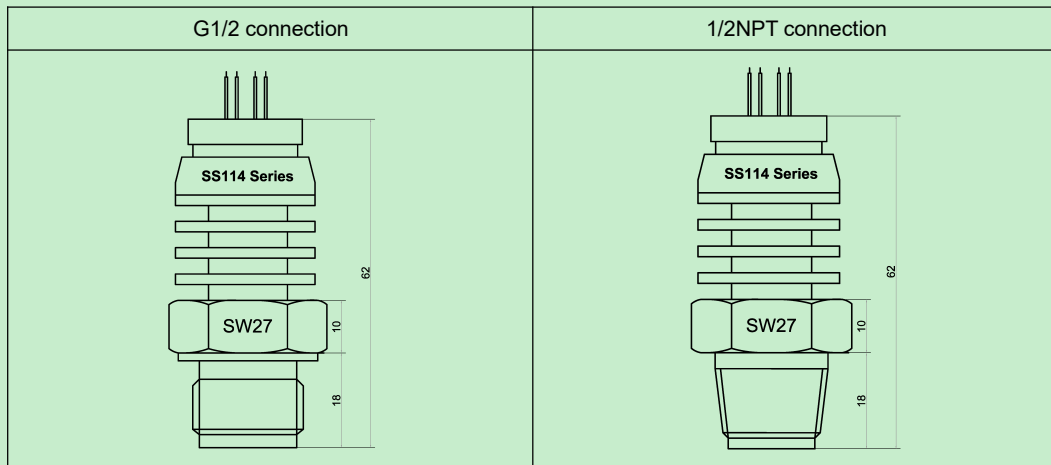
Wetted parts	Stainless steel 316L	
Housing	Stainless steel 304	
Filling liquid	Silicone oil	
Electrical connection	10cm silicone sheathed wires	Kovar pins is on request
Pressure connection	G1/2"	Other connection is on request

Electrical connections

wires		Pins(1)		Pins(2)	
Color	Function		PIN1: Supply +		PIN1: Supply +
Red	Supply +		PIN2: Output -		PIN2: Output +
Black	Supply -		PIN3: Supply -		PIN3: Supply -
White	Output +		PIN4: Supply -		PIN4: Supply -
Blue	Output -		PIN5: Output +		PIN5: Output -

SS114 series flush diaphragm pressure transducers

Dimensions



Ordering information

EXAMPLE: [SS114 D 01 B 01 A](#)

1	Pressure range(Bar) A(2.5) B(4.0) C(6.0) D(10) E(16) F(25) G(40) H(60) I(100) J(160) K(250) L(400) M(Other range or unit is on request)	D
2	Pressure type 01 Vented gauge 02 Absolute 03 Sealed gauge	01
3	Electrical connection A 4Kovar pins(1) B 4Wires C 5Kovar pins(1) D 5Wires E 4Kovar pins(2) F 5Kovar pins(2)	B
4	Pressure connection 01(G1/2") 02(G1") 03(1/2"NPT) 04(1"NPT) 05(PT1/2") 06(PT1") 07(M20*1.5) 08(Other connection is on request)	01
5	Power supply A 1.5mADC B 5VDC C 10VDC D Other supply is on request	A

Optional

Medium temperature 125-300°C	Customized dimension	
------------------------------	----------------------	--

Contact us

Company	Ninghai sendo sensor co., Ltd	
Email	sales@sendo-sensor.com	
Email	cain.chen@sendo-sensor.com	
Address	Floor 5, building 2, no.48 jiujuan road, jianggan district, 310000 Hangzhou, China	
Website	http://www.pressuresensorsuppliers.com	http://www.sendo-sensor.com
Skype: sendosensor	We Chat: chenjie4884	WhatsApp: +8613616574884
Tel: 0086-0574-27725960	Fax: 0086-0574-27725970	Phone: 0086-13616574884

*Specifications subject to change without notice, the latest date sheet please contact: sales@sendo-sensor.com