

SS402 series flush diaphragm pressure transmitters

- CE conformity
- Stainless steel 316L wetted parts
- Silicon oil filled, rugged construction
- Wide measuring range: 0-0.35bar to 400bar
- Output signals: 4-20mA or 0-10V, 0-5V, 0.5-4.5V
- A wide range of pressure and electrical connections



Descriptions

SS402 series flush diaphragm pressure sensors are designed by the piezoresistive technology, and works following the piezoresistive effect. A high performance pressure transducer is used as the sensing part, the transducer is laser welded structure, silicone oil filled, no O-ring is used inside for sealing.

SS402 series offer enhanced anti-interference and surge protection by a digital PCB, available pressure ranges spanning from 5 psig up to 5800 psig(35KPa to 40MPa), the standard media working temperature up to 100°C, offer excellent long term performance throughout the complete range of pressures.

SS402 series are designed with stainless steel 316L wetted parts, very rugged and robust, typical used in food process and industrial applications to measure the liquid and gas pressures, where the media is either viscous, or is otherwise liable to block the port of a conventional pressure transducer with a recessed diaphragm or pressure port.



working temperature up to 200°C

Technical data

Performance (EN 60770)

Accuracy @25°C (incl. non-linearity, hysteresis and repeatability)	±0.5% F.S.
Response time	< 4 ms
Pressure range	0...0.35bar to 400bar -1...0bar, -1...1bar(negative pressure)
Overload pressure	2.0 × F.S. (≤ 250 bar)
	1.5 × F.S. (> 250 bar)
Pressure type	vented gauge, sealed gauge, absolute
Long term stability	≤0.2%F.S./Year
Temperature coefficient	±0.03%F.S./°C

SS402 series flush diaphragm pressure transmitters

Electrical specifications

	4-20mA (enhanced digital)	0-10V (enhanced digital)	0-5V/0.5-4.5V (analog)	0.5-4.5V (analog)
Supply voltage	9-30Vdc	11-30Vdc	10-36Vdc	5Vdc
Polarity protected	yes	yes	yes	yes
Short-circuit protected	yes	yes	yes	yes
Zero and span adjustment	No	No	yes	yes
Surge protection	yes	yes	No	No

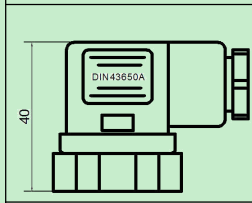
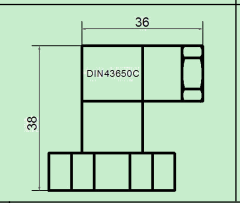
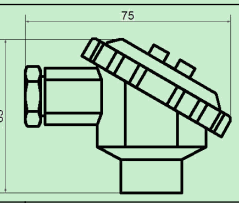
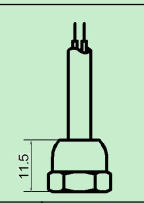
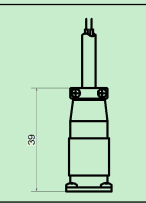
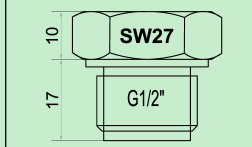
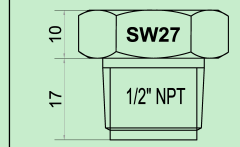
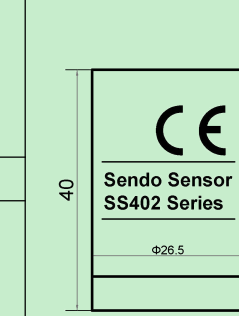
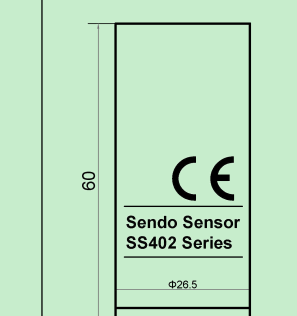
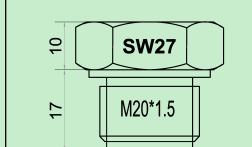
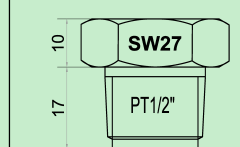
Environmental conditions

Medium temperature range(more see optional 1 in page 3)	-40°C → +100°C
Ambient temperature range (depending on electrical connection)	-20°C → +80°C
Compensated temperature range	-10°C → +70°C
EMC - Emission	EN 61000-6-3
EMC - Immunity	EN 61000-6-1
Insulation resistance	>100 MΩ at 250 V

Mechanical characteristics

Materials	Wetted parts	Stainless steel 316L
	Enclosure	Stainless steel 304
	Electrical connections	PA66
Weight (depending on pressure connection and electrical connection)	225-500g	
Pressure connection	See Ordering information in page 3	
Electrical connection	DIN43650A(Hirschmann), Direct cable, M12*1, LED Display	

Dimensions

DIN43650A connection	DIN43650C connection	BP3 connection	Direct cable	M12*1
				
G1/2" thread	1/2"NPT thread	Housing	Housing	
				
M20*1.5 thread	PT1/2" thread			
				

SS402 series flush diaphragm pressure transmitters

Electrical connections

	DIN43650 connection	Cable connection
4-20mA Current output signal (2 wire)	Pin 1: + supply Pin 2: + output Pin 3: Not used Earth: Not connected	Red: + supply Black: + output
0-10V, 0-5V, 0.5-4.5V Voltage output signal (3 wire)	Pin 1: + supply Pin 2: GND Pin 3: + output Earth: Not connected	Red: + supply Black: GND Blue: + output
IP grade	IP 65	IP 65

Ordering information

EXAMPLE: **SS402 H 01 A 01 A 01**

1	Pressure range(bar) A(-1~0) B(-0.35~0) C(0~0.35) D(0~1.0) E(0~2.5) F(0~4.0) G(0~6.0) H(0~10) I(0~16) J(0~25) K(0~40) L(0~60) M(0~100) N(0~250) O(0~400) P(Other pressure range or unit is on request)	H
2	Pressure type 01 Gauge 02 Absolute	01
3	Electrical connection A Hirschmann(DIN43650A) B Direct cable C M12*1 D LED Display E DIN43650C	A
4	Pressure connection 01 G1/2" 02 G1" 03 PT1/2" 04 PT1" 05 1/2"NPT 06 1"NPT 07 M20*1.5 08 Other pressure connection is on request	01
5	Signal & supply A 4-20mA(9-30Vdc) B 0-10V(11-30Vdc) C 0-5V(10-36Vdc) D 0.5-4.5V(10-36Vdc) E 0.5-4.5V(5Vdc) F 4-20mA(12-36Vdc) [Ⓛ] G 0-10V(15-36Vdc) [Ⓛ]	A
6	Cable length 01 None 02 1m 03 2m 04 3m 05 4m 06 5m 07 Other length is on request	01

[Ⓛ]: Analog PCB, zero and span adjustable, NO surge protection

Optional

1	Medium temperature 150°C(3pcs of cooling fins), 200°C(6pcs of cooling fins)
---	---

Contact us

Company	Ninghai sendo sensor co., Ltd	
Email	sales@sendo-sensor.com	
Email	cain.chen@sendo-sensor.com	
Address	Floor 5, building 2, no.48 jiujuan road, jianggan district, 310000 Hangzhou, China	
Website	http://www.pressuresensorsuppliers.com	http://www.sendo-sensor.com
Skype: sendosensor	We Chat: chenjie4884	WhatsApp: +8613616574884
Tel: 0086-0574-27725960	Fax: 0086-0574-27725970	Phone: 0086-13616574884

*Specifications subject to change without notice, the latest data sheet please contact: sales@sendo-sensor.com